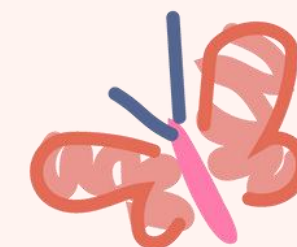
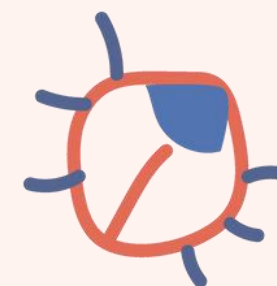






# St. Luke's CofE Primary School


## Induction Evening

### 2025-2026



# Practitioners

Class teacher – Mrs Sukhpreet Chana






# What is the Early Years Foundation Stage?



Stage of education from birth to the end of the academic year they are 5.

Children learn best through play and active learning.





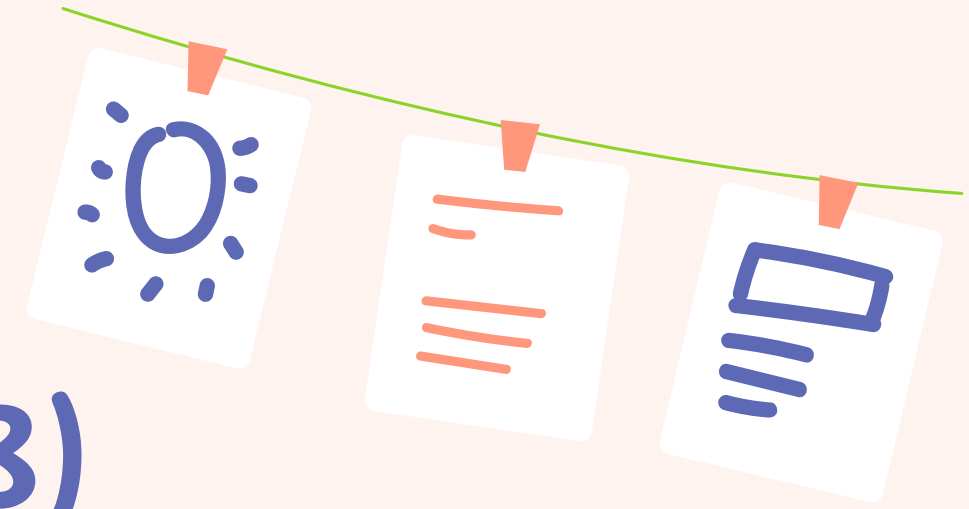
“Adults who help children to play  
are adults who help children to  
learn.”






# Supporting Early Learning

Hurst V. & Joseph J. (1988 p88)



We know from experience that anxiety, insecurity and stress can seriously undermine what we want to do. It is extremely difficult, for instance to work or study when such emotions are flooding through us.

We regain our zest and determination and drive when we have a sense of being at ease with ourselves, confident and secure in the feeling that we can achieve what we want.



# Four Guiding Principles



## Unique child

Every child is consistently learning and can be resilient, capable and confident.



## Positive relationships


This is the way children learn to be strong and independent.



## Different rates of learning


Children develop and learn in different ways and times.

## Enabling environments



Experiences which respond to needs alongside strong partnerships between practitioners and parents/carers.

# The seven areas in EYFS



Three prime areas...

- **Communication and Language**

Listening, Attention and Understanding  
Speaking

- **Personal, Social and Emotional Development**

Self-regulation  
Managing Self  
Building Relationships

- **Physical Development**

Gross motor skills  
Fine motor skills



**These areas are fundamental and support development in all other areas.**

**These areas underpin the four specific areas.**

Four specific areas...

- Literacy

Comprehension

Word reading

Writing

- Mathematics

Numbers

Numerical Patterns

- Understanding The World

Past and Present

People, Culture and Communities

The Natural World

- Expressive Arts and Design

Creating with Materials

Being Imaginative and Expressive





**Include essential skills and knowledge for children to participate successfully in society.**

**All areas of learning and reflected inside and outdoors.**

# Our EYFS Curriculum

Carefully sequenced and knowledge-rich which aims to inspire pupils and promote excellent outcomes for all. The first few weeks we will find out what the children know – Baseline.

- **School starts at 8.50**
- **9.00-9.10 Registration**
- **9.10-11.30 Assembly, sounds work, adult-led sessions, continuous provision (snack provided)**
- **11.30-11.45 Getting ready for lunch**
- **11.45-12.15 Lunch in the hall**
- **12.15-1.05 Lunch time outside**
- **1.05-1.15 Registration and songs**
- **1.15-3.00 Adult-led sessions and continuous provision**
- **3.00-3.30 Get ready for home time, story and review**
- **3.30 Home time**



# Skills to practice before starting Reception...

## Starting Reception


Your child's journey to school starts at home.



startingreception.co.uk

ERIC PROFESSIONALS SIGN-IN

About us ▾ Impact Events News Contact us

 The Children's Bowel & Bladder Charity

Free helpline: 0808 801 0343 Mon to Thur, 10am - 2pm

Information & advice ▾ Help for you ▾ Professionals ▾ Get involved ▾ Shop 🔍 [DONATE](#)

# Let's Go Potty

Home


## Potty training: how to start & best age to potty train

Last Reviewed: September 2023

Learning how to use the potty independently and stopping wearing nappies is a big milestone for your child.

On this page...

- [When should you start potty training?](#)
- [What is the best age for potty training?](#)
- [How to prepare for potty training](#)
- [Why 'potty learning' helps](#)




# Induction Process Stay and Play




Thursday 26<sup>th</sup> June 9.30–11.00 Group A (surnames A–P)

Friday 27<sup>th</sup> June 9.30–11.00 Group B (surnames Q–Z)



# Induction Process



During the first week, children will have a staggered start to school.

Tuesday 26th August 8.50 – 12.00 Group A (surnames A–P)

Wednesday 27th August 8.50 – 12.00 Group B (surnames Q–Z)

Thursday 28th August 8.50 – 12.00 Group A (surnames A–P)


Friday 29th August 8.50 – 12.00 Group B (surnames Q–Z)

Monday 1st September 8.50 – 1.00 Group A (surnames A–P)

Tuesday 2nd September 8.50 – 1.00 Group B (surnames Q – Z)

Wednesday 3rd September onwards – all children in full time 8.50 – 3.30

Afternoon parent  
liaison meetings  
available




# School Uniform



Please ensure all uniform is labelled with your child's name including PE kit.

- Grey or black trousers or shorts
- Grey tunic or skirt
- Red sweatshirt with school logo or red jumper/cardigan
- White or red shirt, blouse or polo shirt
- Grey, red, black or white socks or tights
- Dark coloured footwear with velcro fastenings (NO LACES)
- A spare set of clothes including pants, socks, tights, etc in a labelled carrier bag
- A pair of wellies
- A waterproof coat

**More information about ordering uniform and school bookbags can be found from the school office.**



# PE Kit

This stays in school and goes home every half-term.



A drawstring bag is needed – NO BACKPACKS DUE TO LIMITED SPACE

- White round neck plain t-shirt
- Black shorts (not cycling shorts)
- Indoor plimsoles
- No jewellery

NO BRANDED CLOTHES FOR PE KIT OR SCHOOL UNIFORM PLEASE.



# Lunches



## Hot dinners

- No charge for Reception, Year 1 and Year 2
- Order from Relish website (links will be provided from the school office once admissions forms are completed for your child)


## Packed lunches

- Named lunch box
- No sweets, fizzy drinks, nuts or glass bottles

**We are a nut free school and provide milk for free until your child turns 5. We also provide fruit and vegetables throughout the year for the children.**



# Medical Matters



Please read the paperwork provided in your packs about sickness, health and early childhood illnesses.

Sickness and diarrhoea – 48 hours absence or until symptoms have cleared for a full 24 hours.

Any absence requires an email or telephone call to the office explaining why.

Any medicines required to be administered by school staff will need a form to be filled at the office by parents/carers.

Asthmer inhalers – need to be in school and labelled.



**Please fill in the medical form carefully and return ASAP even if your child has no medical needs.**

## Practical details

**We finish at 3.30 - please try to be on time as this may upset your child.**

**Children will be released out of the Reception Class red doors when we see you or the person collecting your child (PASSWORDS).**



**If someone different is collecting your child, please let a member of the EYFS know beforehand or the school office.**



## Practical details

**We operate an open-door policy. We are always happy to help any parent/carer requiring information or advice.**

**Children will be very tired initially - school is hard work when you are 4!!**





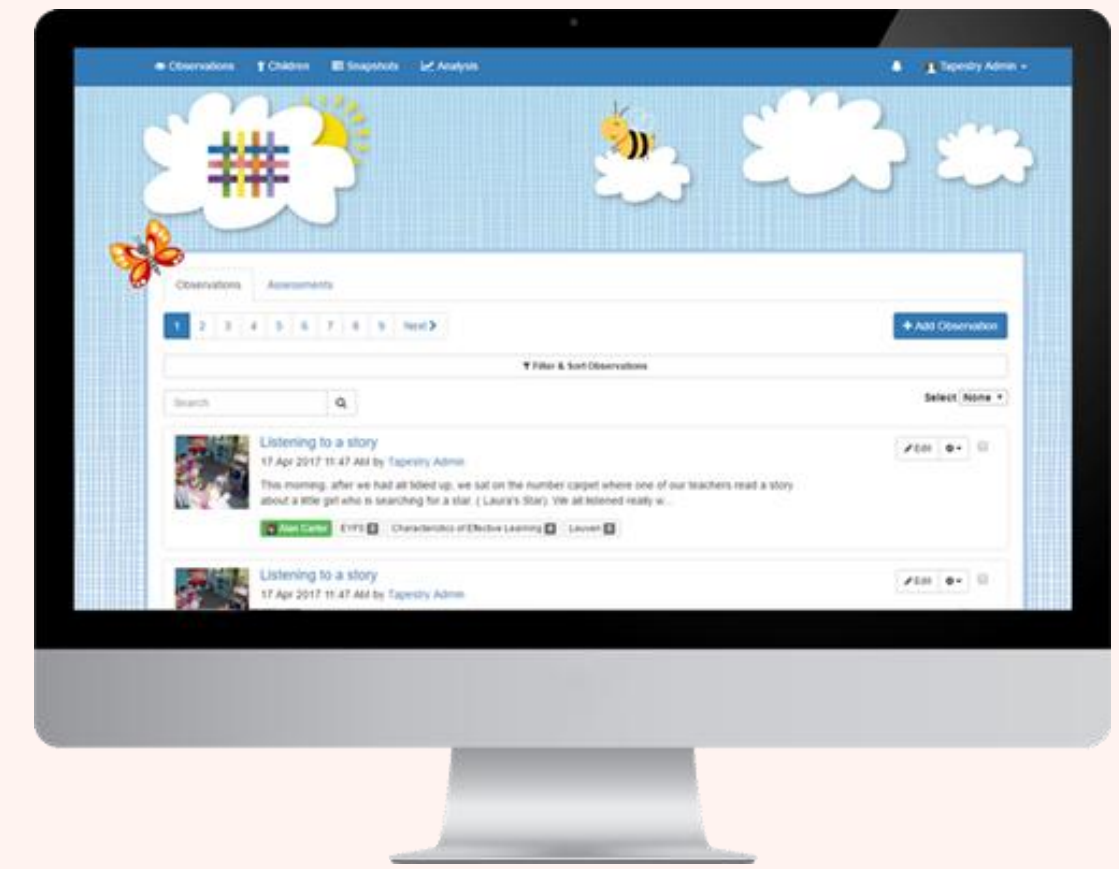
Used in EYFS

# Tapestry

We do not use it all of the time

Upload pictures and leave comments

There is no expectation for us to check it regularly and make comments



# Any Questions?

If you have any questions, please ring the school office  
or email us.

[office@stlukes.risemat.co.uk](mailto:office@stlukes.risemat.co.uk)

Thank you for attending. We hope that you and your  
child/children will enjoy being a part of the St. Luke's  
family over the coming years.

