


# WRITING MEETING



Supporting your children to become confident writers!



# INITIAL CODE

Unit 1 - a, i, s, m, t

Unit 2 - n, o, p

Unit 3 - b, c, g, h

Unit 4 - d, f, v, e

Unit 5 - k, l, r, u

Unit 6 - j, w, z

Unit 7 - x, y, ff, ll, ss

All words have a CVC structure.

Unit 8 - VCC, CVCC (ant, lost)

Unit 9 - CCVC (stop, gloss)

Unit 10 - CCVCC, CCCVC, CCVCCC (blink, stroll, prompts)

Unit 11 - sh, th, ch, ck

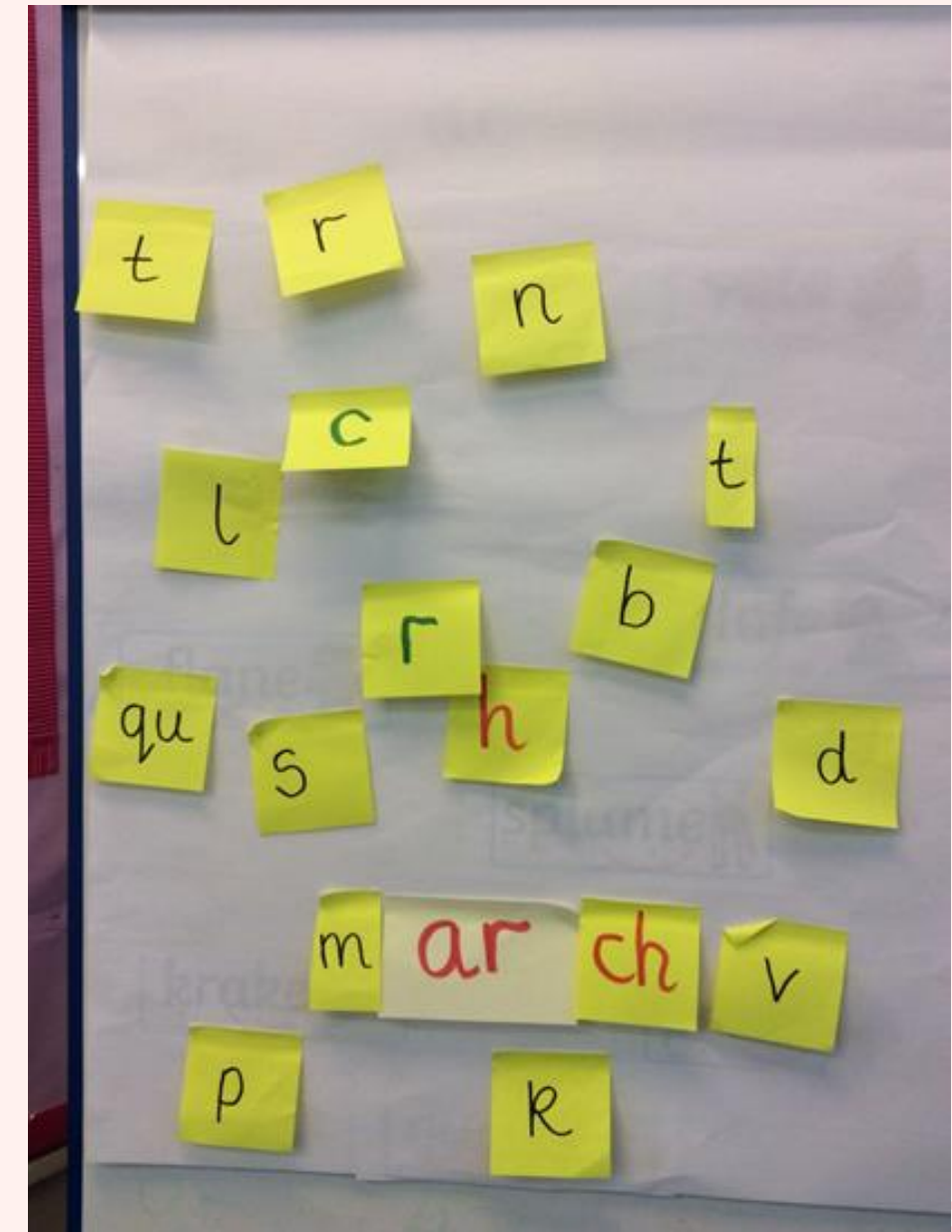


# WRITING PACKS

- Whiteboards
- Pen
- Rubber
- Flashcards (in bookbags)
- Parent help sheet
- Word lists

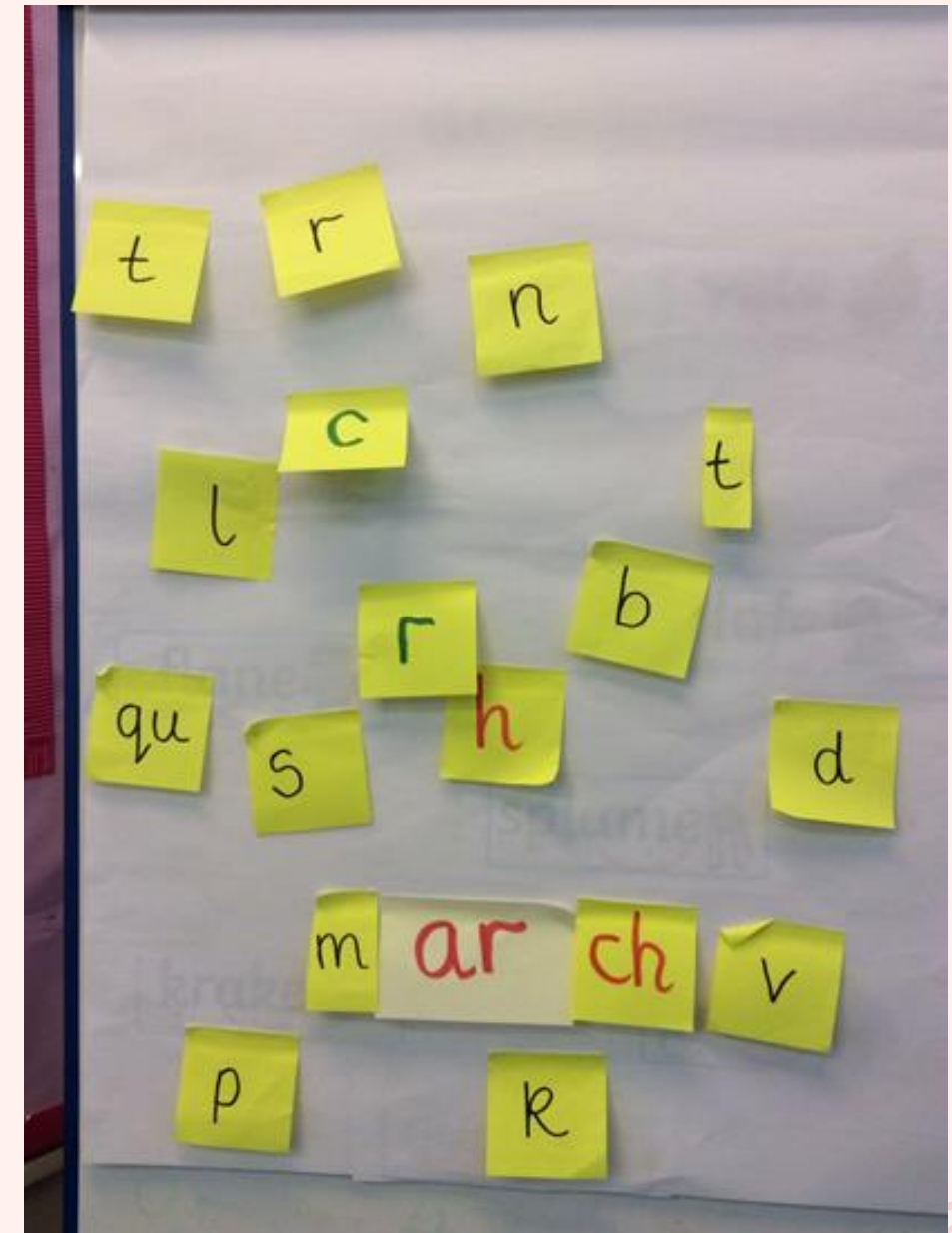
# WORD BUILDING

- write sounds on post it notes/paper
- muddle up sounds and ask your child to build the word mentioned
- draw the right amount of lines as there are sounds
- child to put the sounds in the right order on the lines while saying the sounds
- child will then say the sounds and read the word



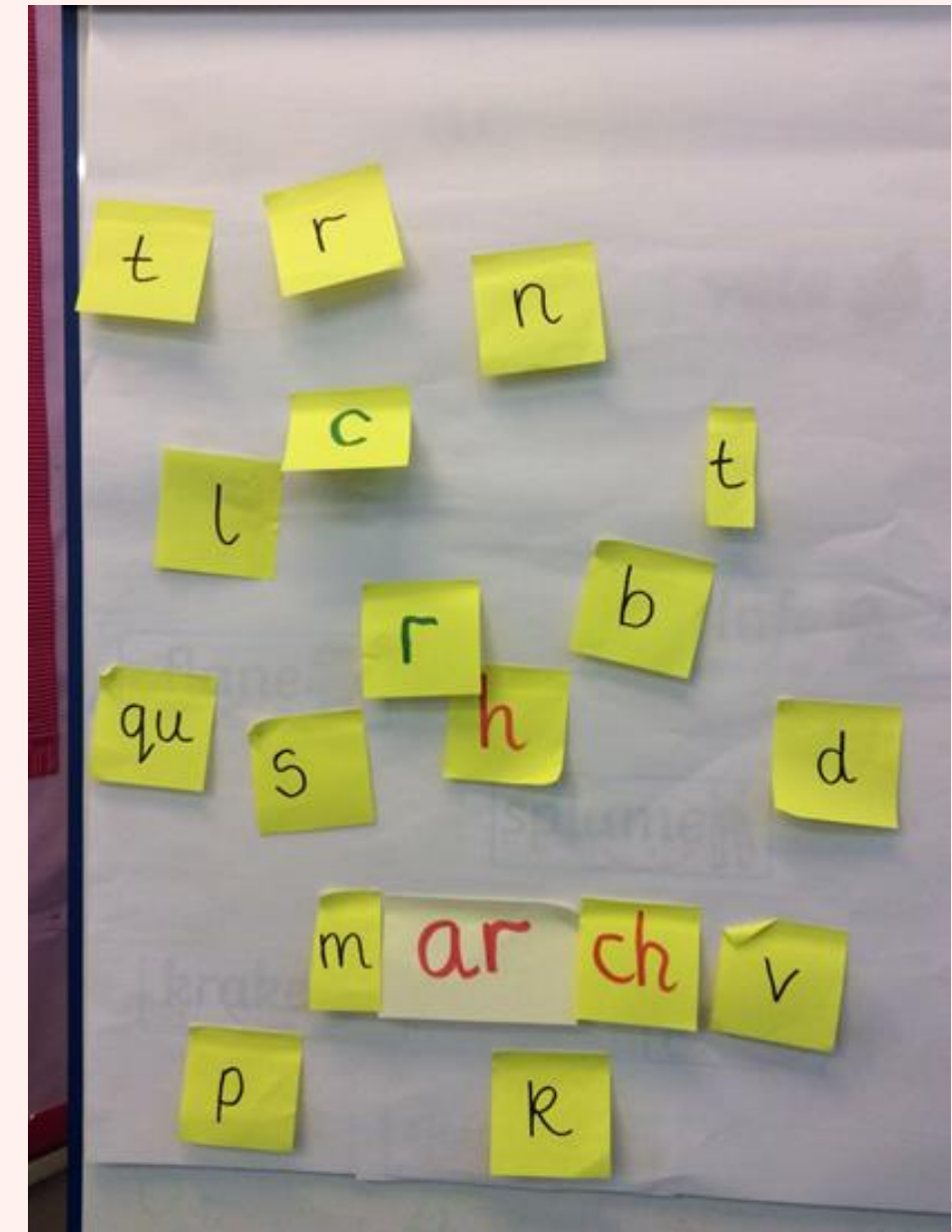
# SYMBOL SEARCH

- write sounds on post it notes/paper
- muddle them up
- can your child find the sound you have asked for?



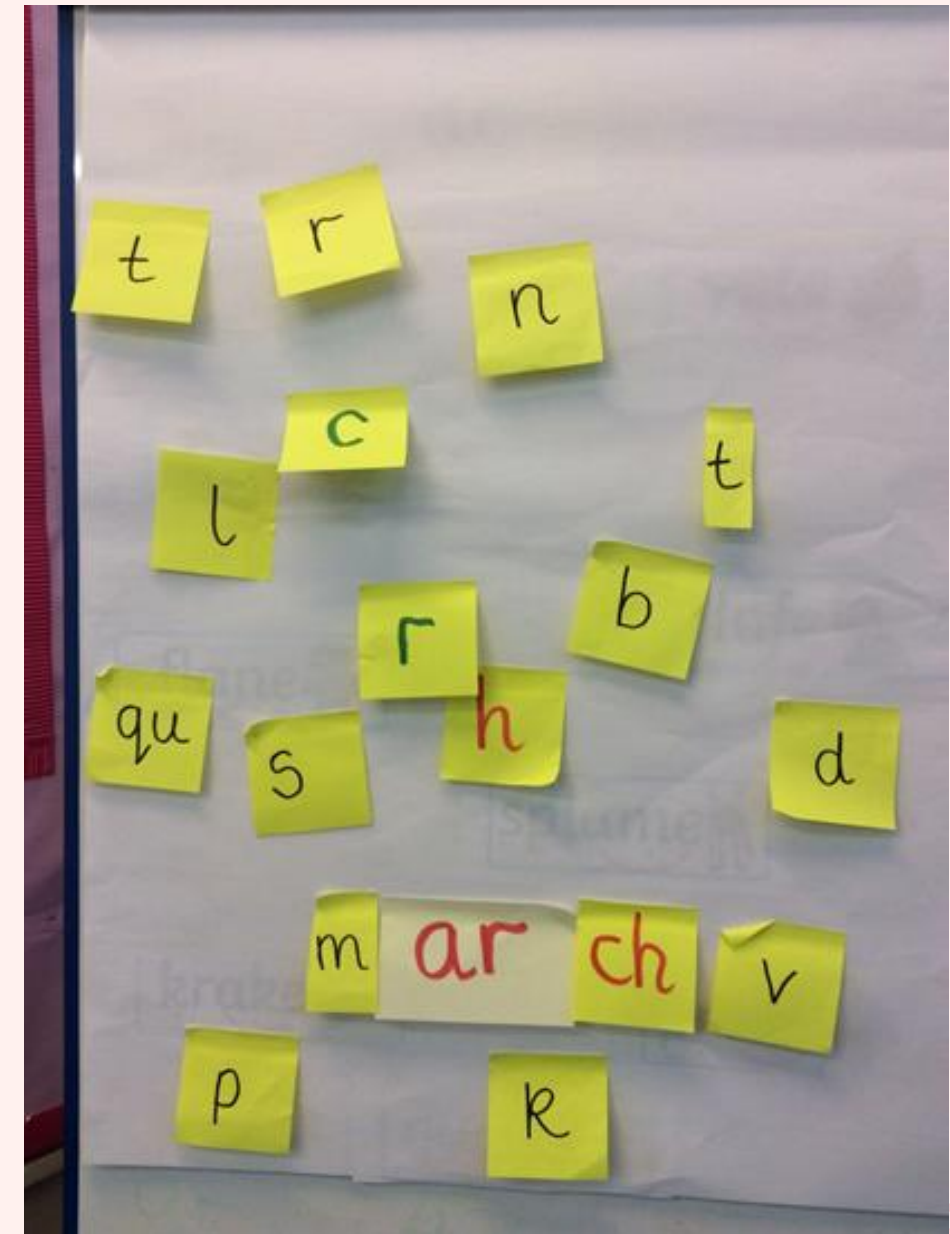
# READING AND WRITING WORDS

- use a chosen word list
- draw the right amount of lines as there are sounds
- say a word and ask your child to say the sounds as they write the word
- your child will then say the sounds and read the word



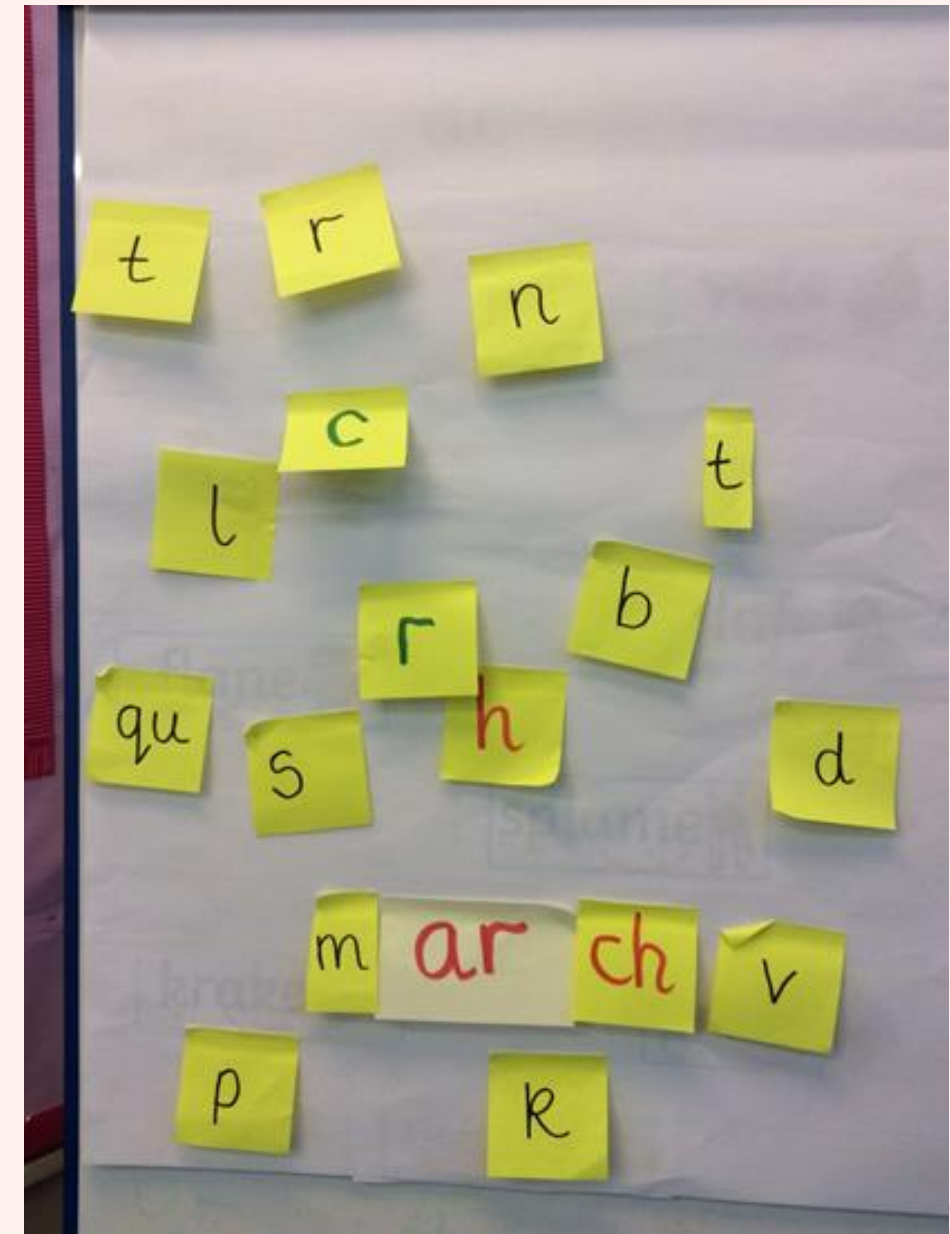
# SOUND SWAP

- use a chosen word list
- ask your child to write a word by sounding it out
- give the next word in the list asking your child to swap, add or take out 1 sound only and write the new sound in



# DICTIONATION

- use a chosen sentence from the word list
- say one word at a time and let your child complete that word before moving on
- be mindful of tricky words
- can choose a sentence from your child's reading book



# WHY TEACH HANDWRITING?

- We still use pen and paper
- education system is pen and paper based
- teaches instant letter recognition
- supports reading success

# WHAT IS GOOD HANDWRITING?

- fluid hand movements
- consistent letter size
- speed
- legibility

# WHAT IS NEEDED FOR GOOD HANDWRITING?

- gross and fine motor skills
- spatial awareness
- motor memory
- visual memory
- eye tracking

# LETTER FORMATION AND HANDWRITING



- letter formations are essential
- we use the cursive 'Teach Handwriting' scheme across school

*Cursive Letter Formation*

*abcdefghijklmnopqrstuvwxyz*

Handwriting Routes for Foundation Stage (4 - 5 year olds)

# WRITING PROGRESSION

 (This is my house.)	Pictures
 (This is my house.)	Scribble
AcMAOWA (This is my house.)	Random Letters
I V A D A A O (I have a dog)	Random and Initial Consonants
I L M B (I like my bike.)	Initial Consonants
I lk mi Bk. (I like my bike.)	Initial and Final Sounds
I lik to pla with my cat. (I like to play with my cat.)	Vowel Sounds Appear
My favorit dinosor is the stegosorus. (My favorite dinosaur is the Stegosaurus.)	All Syllables Represented
Today I am going to the stor with my mothr. I am going to by a present for my brothrs brthday. He is thre yers old.	Multiple Related Sentences and Many Words with Correct Spelling

# RECEPTION WRITING GOAL

## Fine Motor Skills

- Hold a pencil effectively in preparation for fluent writing-using the tripod grip in almost all cases.

## Writing

- Write recognisable letters, most of which are correctly formed.
- Spell words by identifying sounds in them and representing the sounds with a letter or letters.
- Write simple phrases and sentences that can be read by others.

**THANK  
YOU FOR YOUR  
CONTINUED  
SUPPORT AT  
HOME!**

