

FRIDAY 5TH FEBRUARY 2021

Can I edit and
improve my poem?

Today you are going to edit and improve your poem. You will present your final poem on a template. If you did not finish your poem yesterday, you will need to do this first.

What do you like about your poem?

What type of writing style did you choose?

What could you focus on improving today?

Poetry tool box
Have you included the following in
your poem?




Rhythm

Create a fun pattern that makes it easy to remember.



Line break

Write in shorter lines to slow the reader down.



Metaphor

Tell the reader that something is something else.



Simile

Tell the reader that something is 'like' or 'as' something else.

POETRY TOOL BOX

CAN YOU NOW
FOCUS ON
INCLUDING ONE
OR MORE POETRY
FEATURES TO
IMPROVE IT?



Imagery

Give them help to form a picture in their mind.



Personification

Give human qualities to something that isn't human.



Alliteration

Start some words in a line using the same sound or letter.


Repetition

Repeat a word or phrase.



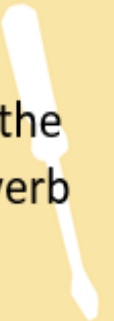
Rhyme

Use words with similar sounding final syllables.



Onomatopoeia

Use words that mimic the sound of the noun or verb they describe.



Poetry planner for adding improvements

Challenge yourself.

Similes

Metaphors


Personification

Imagery

Alliteration

Use the Poetry toolbox document and include your ideas in this planner. Do this activity to help you edit and improve your poem from yesterday.

If you find editing a bit difficult, please focus on improving the flow of your poem. Read it aloud, does it read right? Focus on improving your simile and metaphor, do they describe Lucy and her actions?



ITS TIME TO
WRITE YOUR
FINAL POEM